



RESOURCE CAPITAL
GOLD CORP

AN EMERGING NORTH AMERICAN GOLD-SILVER PRODUCER

PART 1 NOVA SCOTIA GOLD FIELDS ROLL-UP

MAY 2017





www.rcgcorp.ca



RESOURCE CAPITAL
GOLD CORP

Disclaimer

This presentation contains ‘forward-looking statements’ as defined or implied at common law and within the meaning of the Corporations Law. Such forward-looking statements may include, without limitation: (i) estimates of future gold, silver and copper sales; (ii) estimates of future cash costs; (iii) estimates of future capital expenditure; (iv) statements regarding the sensitivity of reserves to commodity prices; and (v) statements regarding future exploration results and the replacement of reserves.

Where the Company or any of its officers or directors or representatives expresses or implies an expectation or belief as to future events or results, such expectation or belief is expressed in good faith and the Company or its officers or representatives as the case may be believe to have a reasonable basis for implying such an expectation or belief. However, forward-looking statements are subject to risks, uncertainties and other factors, which could cause actual results to differ materially from future results expressed, projected or implied by such forward-looking statements. Such risks include, but are not limited to, gold, copper, silver and other metals price volatility, currency fluctuations, increased production costs and variances in ore grade or recovery rates from those assumed in mining plans, political and operational risks in the countries in which we operate, and governmental regulation and judicial outcomes.

The Company does not undertake any obligations to publicly release revisions to any ‘forward looking statement’, to reflect events or circumstances after the date of this release, or to reflect the occurrence of unanticipated events, except as may be required under applicable securities laws.

Nova Scotia gold fields roll-up

- Four historically producing high-grade gold projects acquired
 - Dufferin, West Dufferin, Forest Hill, and Tangier
 - Consolidating high-grade deposits with excellent upside
- Other high-grade gold opportunities being evaluated to expand the “roll up,” plus other areas as potential strategic processing facilities
- Objective: increase high-grade gold resources by 25% by end 2017 in PEA status

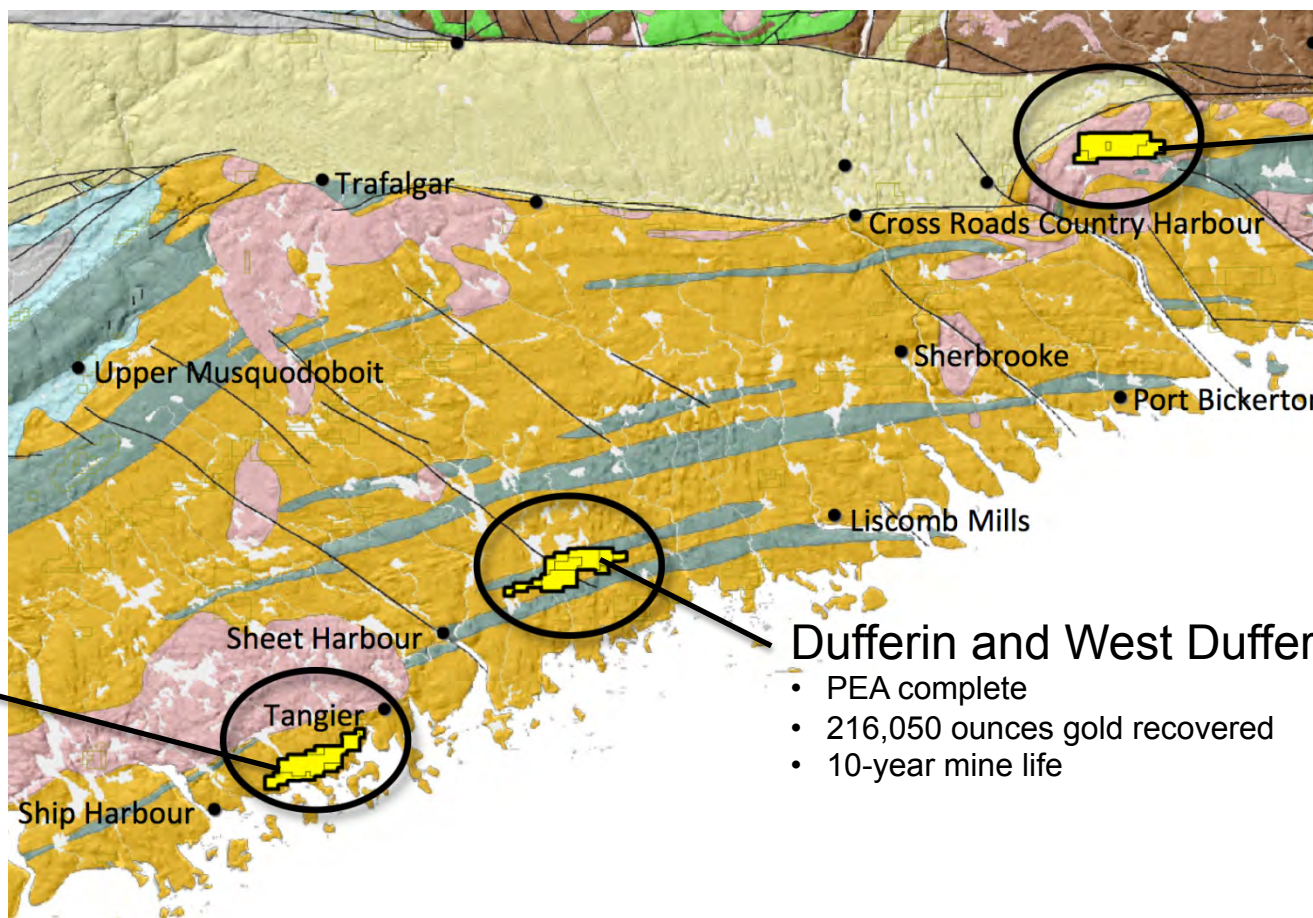
Category	Cut off	Tonnes	g/t Au	Oz Au
Dufferin indicated ¹	2 g/t	151,500	11.9	58,000
Dufferin inferred	2 g/t	703,900	6.6	150,000
Tangier inferred ²	2 g/t	511,000	9.9	163,000
Forest Hill indicated ³	2 g/t	322,000	11.0	114,000
Forest Hill inferred ³	2 g/t	905,000	10.6	308,000
Total indicated		473,500	11.3	172,000
Total inferred		2,119,900	9.1	621,000

¹ MineTech International 43-101, 2016, capped; post-tax NPV5 CAD\$89.2M, post-tax IRR 121%

² Global Mineral Resource Services 43-101, 2017, uncapped. Capped: inferred 493,000 t @ 5.9 g/t Au.

³ Global Mineral Resource Services 43-101, 2017, uncapped. Capped: indicated 322,000 t @ 7.1 g/t Au, inferred 905,000 t @ 7.1 g/t Au.

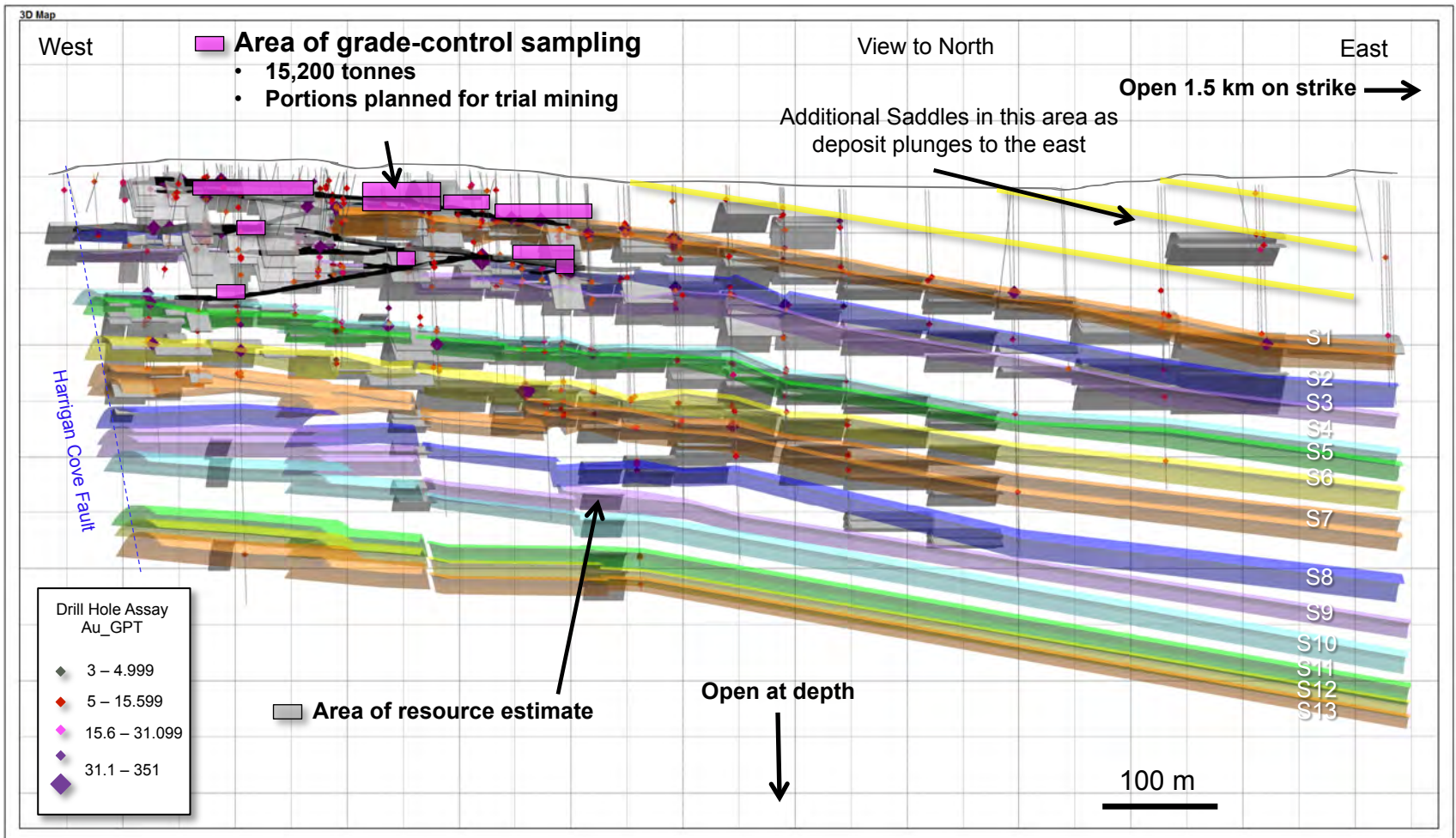
Regional Consolidation of Best Assets



- Forest Hill**
- 114,000 oz Au indicated
 - 308,000 oz Au inferred

- Dufferin and West Dufferin**
- PEA complete
 - 216,050 ounces gold recovered
 - 10-year mine life

- Tangier**
- 163,000 oz Au inferred



Dufferin Mine Western Longitudinal Section with Drill Hole Intercepts >3 g/t Au

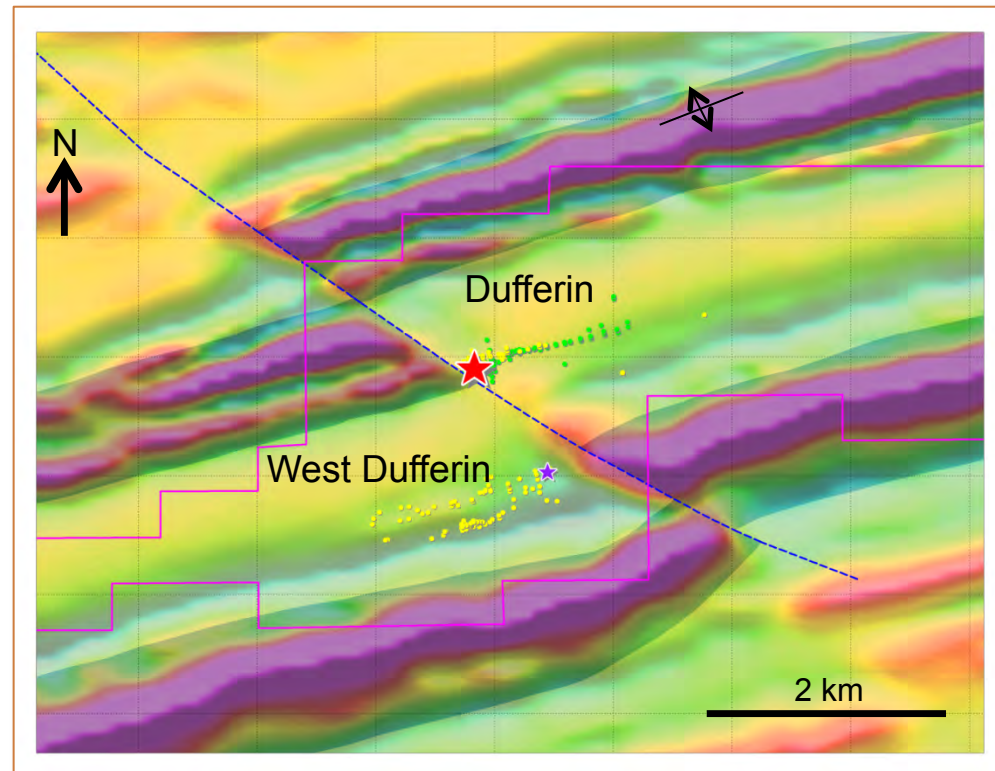
Drilling vs. UG Grade-Control Sampling

Saddle	Tonnes	Drill hole grade (g/t)	Drill hole ounces (oz Au)	Control sample grade (g/t Au)	Control sample ounces (oz Au)
Saddle 1	2,490	5.6	448	23.3	1,865
Saddle 2 NL	4,240	6.6	900	51.8	7,062
Saddle 2 NL W	1,980	13.4	853	33.3	2,120
Saddle 4	6,490	3.7	772	27.3	5,697
Sub Total	15,200	6.1	2,973	34.3	16,744
Saddle 5	7,320	6.4	1,506	To be performed	To be determined
Saddle 6	23,820	5.4	4,136		
Saddle 6 NL	6,480	5.4	1,125		
Sub Total	37,620	5.6	6,767		
Total			9,740		Est. >25,000
Weighted Ave.		5.7 g/t Au		34.3 g/t Au	

Tonnage that yielded 2,973 ounces in drill hole data yields 16,744 ounces in the underground grade-control sampling

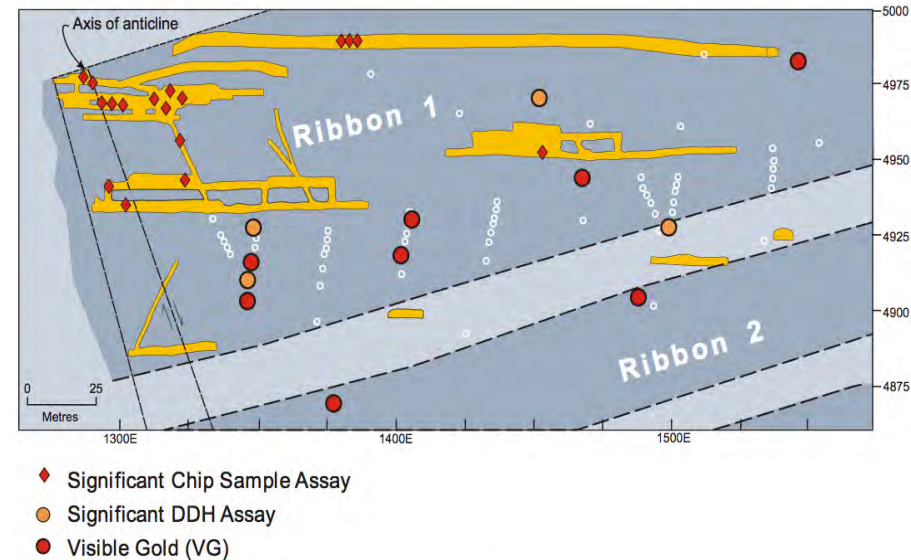
West Dufferin Gold Mine

- **Historical production of 41,000 ounces from ore grading 11 g/t Au after mining dilution**
- **Faulted western extension of Dufferin deposit – the same structures**
- **Mined only to 125 m depth**
- **Drilled to almost 400 m depth**
 - 18 saddle reef structures cut
- **Strike length over 1,500 meters**
 - With Dufferin, offers >3km potential
 - Second mineralized structure essentially unexplored



Tangier Gold Mine

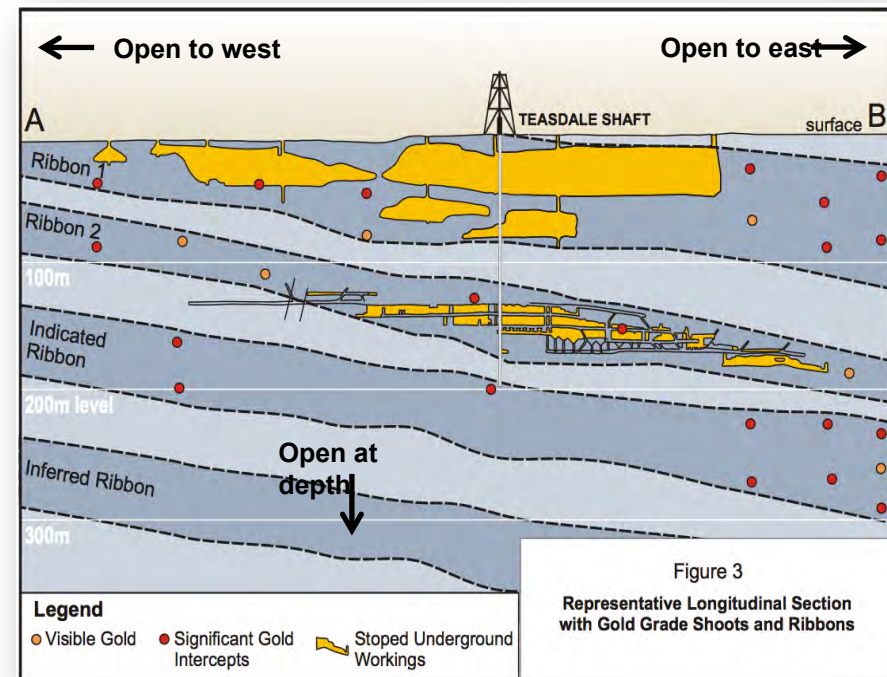
- 163,000 ounces Au inferred¹
 - 511,000 t @ 9.9 g/t Au (2 g/t cutoff, uncapped)
- Excellent expansion potential along strike and at depth
- PEA planned to follow
- Historic production 29,000 oz @ 17.6 g/t Au
- Bulk sample 1980s 1,513 t @ 19.9 g/t Au
- 3,300 m underground development



¹ Global Mineral Resource Services 43-101, 2017, uncapped. Capped: inferred 493,000 t @ 5.9 g/t Au.

Forest Hill Gold Mine

- 114,000 ounces Au indicated¹
 - 322,000 t @ 11.0 g/t Au (2 g/t cutoff, uncapped)
- 308,000 oz Au inferred¹
 - 905,000 t @ 10.6 g/t Au (2 g/t cutoff, uncapped)
- 1980s bulk sampling: gold recovery 94.9% (74.2% by gravity)
- Veins have extensive strike and depth continuity
- Expansion potential along strike to east, west, at depth
- Drilled to <300 m; open at depth
- New resource model underway, PEA planned to follow



¹ Global Mineral Resource Services 43-101, 2017, uncapped. Capped: indicated 322,000 t @ 7.1 g/t Au, inferred 905,000 t @ 7.1 g/t Au.



www.rcgcorp.ca



Contact Information

RESOURCE CAPITAL GOLD CORP.

666 Burrard Street #500
Vancouver, BC V6C 3P6
Canada

T 1-604 642 6114

E info@rcgcorp.ca

W rcgcorp.ca

DISCLAIMER

This presentation contains 'forward-looking statements' as defined or implied at common law and within the meaning of the Corporations Law. Such forward-looking statements may include, without limitation: (i) estimates of future gold, silver and copper sales; (ii) estimates of future cash costs; (iii) estimates of future capital expenditure; (iv) statements regarding the sensitivity of reserves to commodity prices; and (v) statements regarding future exploration results and the replacement of reserves.

Where the Company or any of its officers or directors or representatives expresses or implies an expectation or belief as to future events or results, such expectation or belief is expressed in good faith and the Company or its officers or representatives as the case may be believe to have a reasonable basis for implying such an expectation or belief. However, forward-looking statements are subject to risks, uncertainties and other factors, which could cause actual results to differ materially from future results expressed, projected or implied by such forward-looking statements. Such risks include, but are not limited to, gold, copper, silver and other metals price volatility, currency fluctuations, increased production costs and variances in ore grade or recovery rates from those assumed in mining plans, political and operational risks in the countries in which we operate, and governmental regulation and judicial outcomes.

The Company does not undertake any obligations to publicly release revisions to any 'forward looking statement', to reflect events or circumstances after the date of this release, or to reflect the occurrence of unanticipated events, except as may be required under applicable securities laws.

The scientific and technical information in this presentation was reviewed and approved by David S. Smith, MS, MBA, CPG, who is a Qualified Person under National Instrument 43-101 Standards of Disclosure for Mineral Projects.